Music and How the Money Flows

2015 updated version

Kristin Thomson Tuesday, March 10, 2015

How are musicians and songwriters compensated when their music is played on the radio, sold on digital platforms, webcast or streamed on interactive services? Click through any of the infographics below to see how the money flows for on US-based sales, performances and streams.

The information in this infographic is subject to change based on ongoing litigation, business model development and federal policymaking. FMC does its best to keep up with these changes and update the infographics accordingly.

By type of service/use. Click for bigger version.

Broadcast radio and webcasting

Digital sales

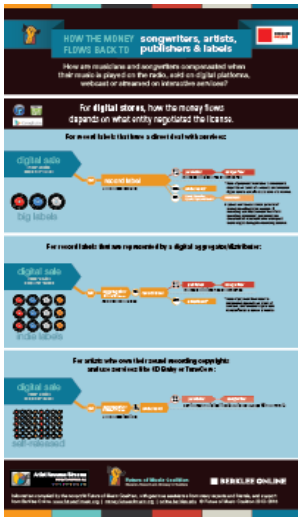

Interactive streams

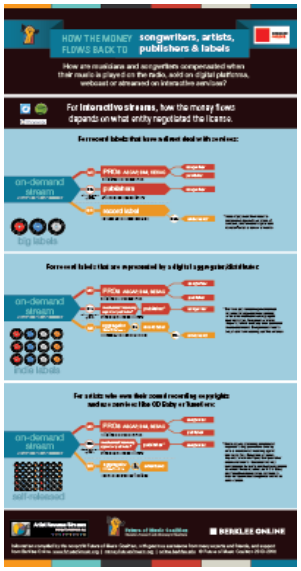

By type of label/rightsholder. Click for bigger version.

Big labels **Indie labels** **Self released**

Up Front

Obamacare is in Trouble, but Musicians Should Sign Up Anyway
Blog
Dec 8, 2016

Trump Elected: What Will It Mean for Musicians?
Blog
Nov 9, 2016

Maria Pallante Removed From U.S. Copyright Office
Blog
Oct 25, 2016

Did Labels Ask Apple to Remove The Headphone Jack?
Blog
Sep 6, 2016

Future of Music Coalition Applauds Introduction of Copyright Small Claims Court bill
Press Release
Aug 26, 2016

It's Time for a Copyright Small Claims Court
Blog
Aug 15, 2016

Subscribe to FMC Newsletters

Featured Articles

ASCAP - BMI Consent Decrees
Aug 4, 2016

Political Campaigns and Music Licensing
When must candidates get permission to use music, and who must they ask?
Sep 9, 2015

Navigating the New Music Landscape
Revenue streams, access to markets, and how musicians, labels and songwriters are compensated
Apr 15, 2015

More

SPOTIFY EXHIBIT 2



Chart Legend

MC: the revenue generated by the musical composition, which flows back to publishers and songwriters.

SR: the revenue generated by the sound recording, which flows back to the sound recording copyright owner (usually a record label) and the recording artists and performers.

The whole thing on one enormous infographic. Click for bigger version. See this as a PDF.

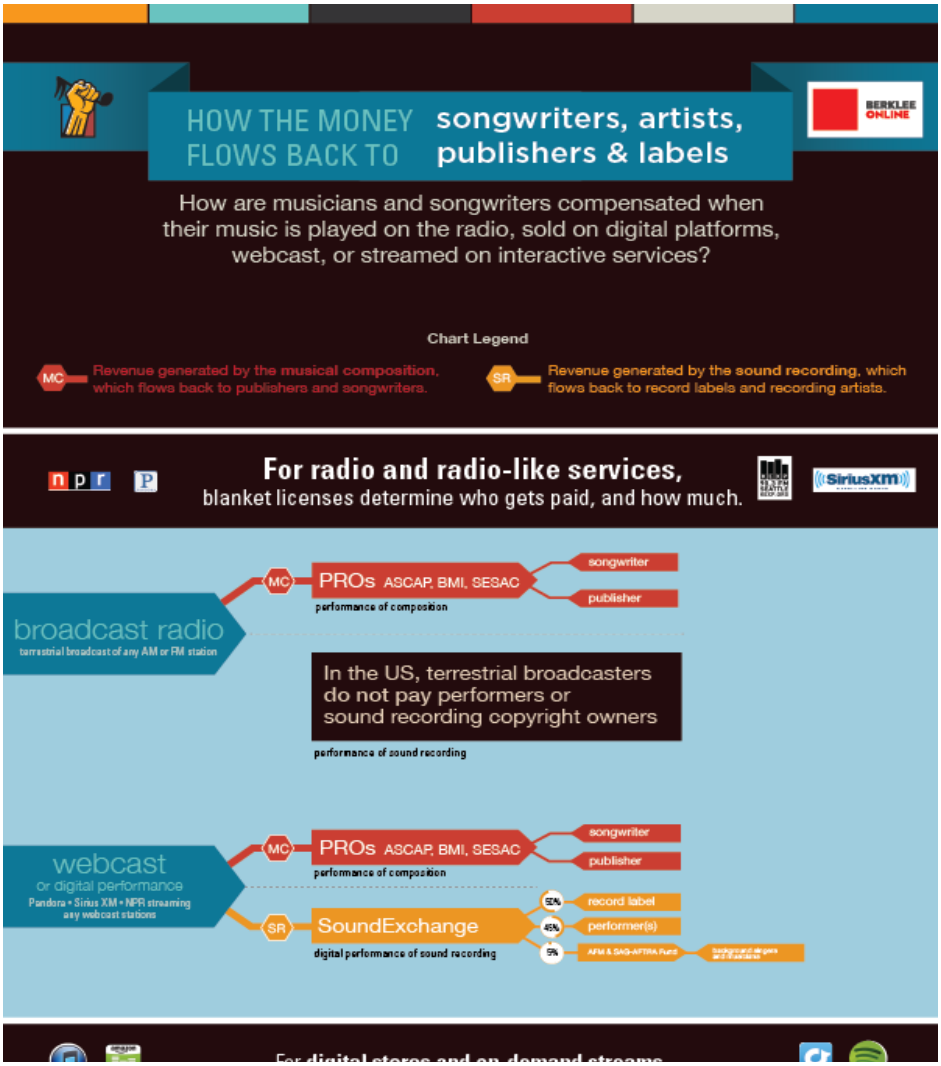

Fact Sheets

- ASCAP - BMI Consent Decrees
- AT&T + T-Mobile Merger
- Low Power FM
- Media Ownership
- Orphan Works

Search By Issue

- About FMC
- Artist Activism
- Artist Compensation
- Copyright
- FMC Events
- Radio
- Telecommunications Policy

SPOTIFY EXHIBIT 2

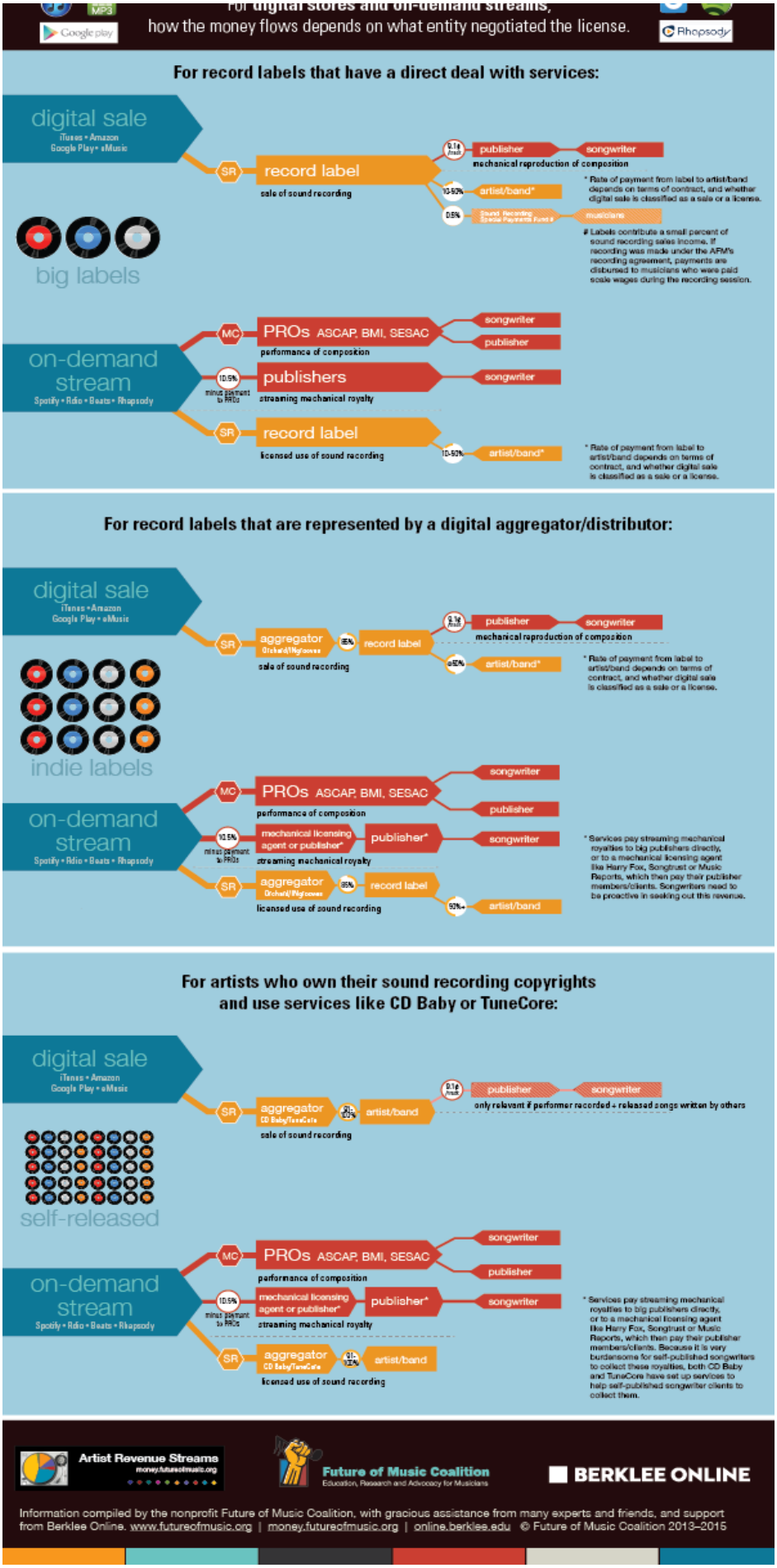

See this as a PDF. To see the 2013 version of this infographic, click here.

SPOTIFY EXHIBIT 2

Want a full-color, 33" tall poster version of this image? Order one on our merchandise page for only $15.

We'd like to thank our copyright expert friends who helped us put this together. As with all of these efforts, we want to ensure that the information is accurate and complete. If you have suggestions or corrections, contact us!

Other FMC resources

Digital Distribution

New Business Models and How Stakeholders are Compensated

Music and Money Quizzes

Artist Revenue Stream Research Project

42 Revenue Streams

Revenue Streams: Existing, Expanded and New

Related Campaign: On Artist Compensation

Tags: Article, Artist Compensation, copyright, digital distribution, New business models, royalties

SHARE

SPOTIFY EXHIBIT 2